

Product Information

Cutting presses

CTA: 46385 46415



ZwickRoell ZCP 020 manual cutting press

Applications

ZwickRoell cutting presses are used to produce specimens from rubber, elastomers and soft foams with a maximum hardness of 60 Shore (to ISO 868) and a material thickness of 8 mm on plastic films and paper. Starting with 60 Shore A, the maximum material thickness decreases depending on the cutting tool used. We recommend that you run pre-tests at ZwickRoell.

The specimen shapes involved are basically as follows:

- Rectangular specimens
- Dumbbell specimens
- Round specimens
- Special specimens

The exponential force curve at end of stroke makes bent-lever cutting presses the ideal tool for operations only requiring full power at the end of the stroke.

Exceeding the stated Shore hardness will significantly reduce the service life of the cutter blade; in extreme cases damage may result.

Function description

A cutting press consists of a blade, a holder and an ejector. The blade is made of special steel and is



ZwickRoell 7101 manual cutting press

supplied in one piece. This ensures optimum dimensional accuracy and stability plus a long service life.

The mechanical ejector is incorporated into the blade and can be adjusted to the target specimen thickness. On completion of the cutting operation the finished specimens are ejected. This minimizes the risk of injury to the operator and damage to the blade.

If the blades lose their sharpness they can be re-sharpened at ZwickRoell's factory.

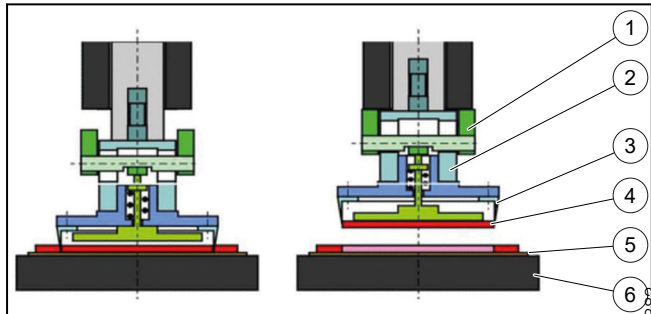
Advantages and features

- Standard-compliant specimen production
- Manual or pneumatic operation, depending of type of press
- Flexible—can be used for various materials with hardness up to 60 Shore A
- Ease of operation
- Integrated ejector system for extremely safe operation
- Long tool service-life

Product Information

Cutting presses

CTA: 46381



Cutting presses

- 1 ejector
- 2 blade-holder
- 3 blade
- 4 specimen
- 5 cutting mat
- 6 specimen table


CTA: 46382

Overview of ZwickRoell cutting presses

The manual ZwickRoell 7101 cutting press is operated via an eccentric lever and is designed to hold up to four cutting heads simultaneously. It is also suitable for producing rectangular specimens up to 160 x 30 mm and 75 x 75 mm square specimens (option).

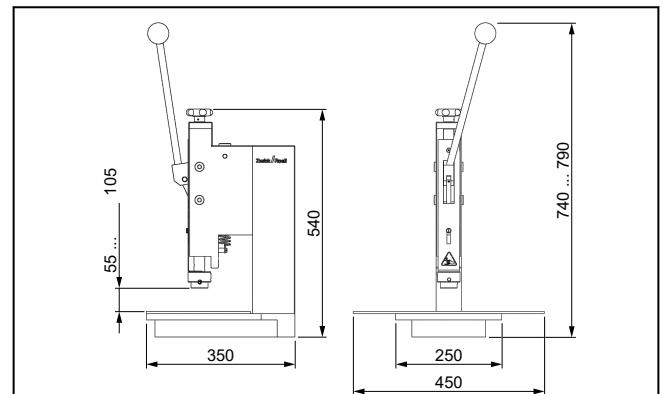
The 7108 electro-pneumatic cutting press enables higher cutting forces. The standard specification includes two-handed operation, with a safety interlock and retainers for the cutting blades.

The ZCP 020 manual cutting press employs the bent-lever principle. Attractive detail solutions allow accurate, convenient, energy-saving operation. The length of the bent lever is designed to enable up to 30% higher compressive force to be achieved in the initial range than with conventional presses. With Type ZCP020 manual cutting presses the bent-lever principle causes the full compressive force to be attained at the end of the stroke.



ZwickRoell ZCP 020

This cutting press features particularly operator-friendly design and can be located on any workbench or laboratory table or mounted at optimum height on a suitably sturdy wall.



ZwickRoell ZCP 020, overview

In addition, particular emphasis has been placed on simple, quick, and exact height adjustment of the compression die to accommodate the varying heights of different cutting blades.

CTA: 208771



Electro-pneumatic cutting press 7108

CTA: 274774



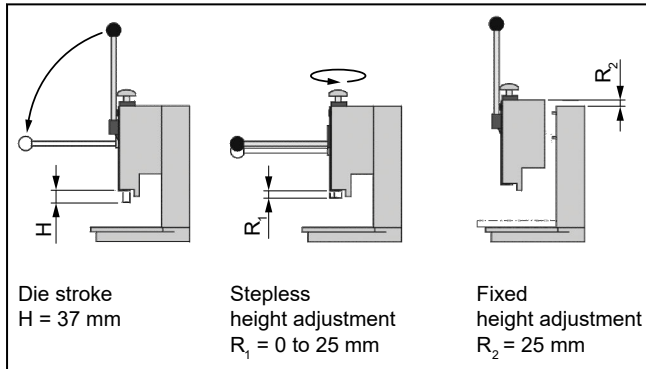
NOTE

With **Type 7108** blanking presses the full compressive force is attained at the end of the stroke at 6 bar due to the bent-lever principle.

Product Information

Cutting presses

CTA: 55206



ZwickRoell ZCP 020, height adjustment

Technical data

Type	Eccentric cutting press 7101			
Item No.	071446	ZCP 020 389819	7108 1104494	
Compression force ¹⁾	5	20	35	kN
Distance between table and die, max.	-	55 ... 105	93	
Throat	60	125	110	mm
Support-table dimensions	120 x 200	450 x 245	350 x 215	mm
Compressed air connection	-	-	6	
Dimensions				
Depth	330	350	450	mm
Width	330	450	550	mm
Height	450	540 ... 790	652	mm
Weight, approx.	50	64	75	kg

¹⁾ at 1 mm die stroke

Accessories required

Optional accessories

Cutting fixtures for all cutting presses for a maximum specimen hardness of 60 Shore A to ISO 868 (1 x required)

All cutting fixtures include blade, holder and ejector, test certificate.

Additional plastic plate for ZCP020 (replacement plate)

A plastic plate is already included in the scope of delivery for ZCP020. The additional plastic plate serves as a replacement part in case of extreme wear.

Description	ArticleNumber
Plastic plate 450 x 245 x 5 mm (with fastener)	363891

Centering jig for 7101

Description	ArticleNumber
Centering jig for disc diameters 60 mm, 52.6 mm and 44.6 mm	036301